



Now for some grammar

Before you write your log, let's practise some sentences that will help you to write like an explorer.

More detail please

★ You can add detail to your sentences by using the simple joining words *and* or *but*. For example:

1. I trudged through the dense forest *and* collected samples of the plant life.
2. I tried to catch a fish *but* they were too fast for me.



Create sentences about your jungle and add detail using *and* or *but*.

Add in 'When'

★ The log uses sentence signposts to tell the reader when something happened in the journey. The ones used in the log are known technically as 'fronted adverbials' – adverbs (or phrases beginning with adverbs) that are placed at the front of sentences to show us **WHEN**. These include:

First, Next, After that, Then, Afterwards, After a while, Finally, When ... ,

For example:

1. *Next*, I trekked to a clearing and found a beautiful plunge pool.
2. *Finally*, I headed back to camp because the sun began to set.



Redraft your sentences, using fronted adverbials to show **WHEN** things happened.

Explain a bit more, please

★ Now try practising some sentences that will help you explain what you were doing, using *because* to enable you to explain.

For example: *Finally, I headed back to camp because it was getting late.*



Take sentences from your ideas above but try adding *because* to explain why you did something. Start your sentence with a fronted adverbial again. Remember, you can spin your sentence round and start with *because*, as well. For example:

1. *First*, I set out early *because* the jungle was far away.
 2. *Because* the jungle was far away, the first thing I did was set out early.
 3. *After that*, I packed my camera *because* I wanted to photograph the flowers.
-
-
-
-
-



Write away!

Now you're ready to write your first Jungle Log!

★ Use your plan (and the model for Atanti if it helps) to draft your log on a separate piece of paper.

Remember to:

- add detail to your sentences by using *and* or *but*;
- add explanation to your sentences using *because*;
- use fronted adverbials like *After that* or *because*, to start some sentences;
- check your capital letters at the start of sentences, full stops at the end and commas after a fronted adverbial or the phrase introduced by the fronted adverbial.



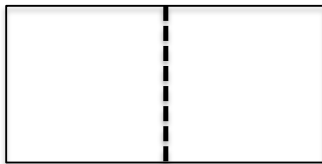
★Don't forget to read your work and check it flows and makes sense.

Well done! How about publishing your log? Follow the instructions below to make a fold-out log. Draw your jungle on the front and write your log inside!

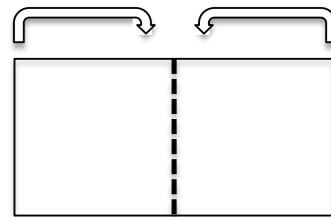
How to make an explorer log




A4 paper



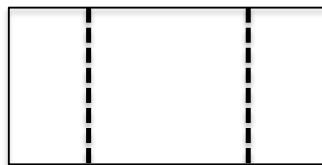
Fold it in half



Fold each side into the middle



You have a log!



Write inside and draw your jungle on the front